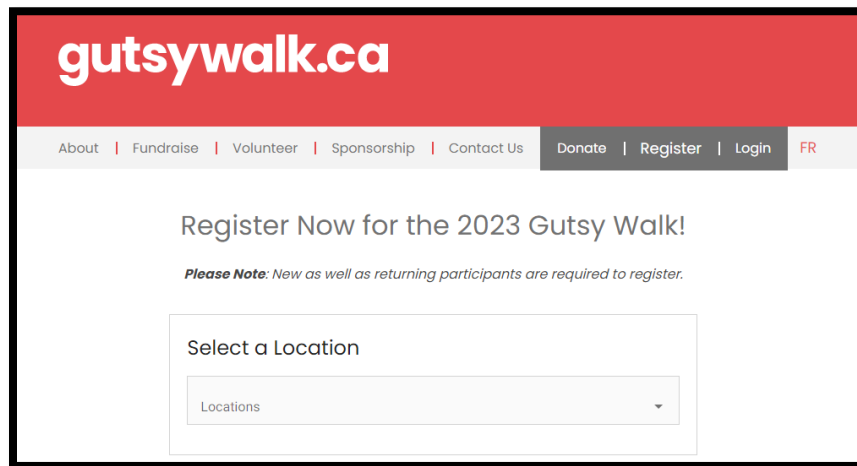


Together as one

we walk to stop Crohn's and colitis.

[Gutsy Walk Registration Guide](#)

1. Visit gutsywalk.ca and click on Register.
2. Select a Gutsy Walk location from the drop-down menu.

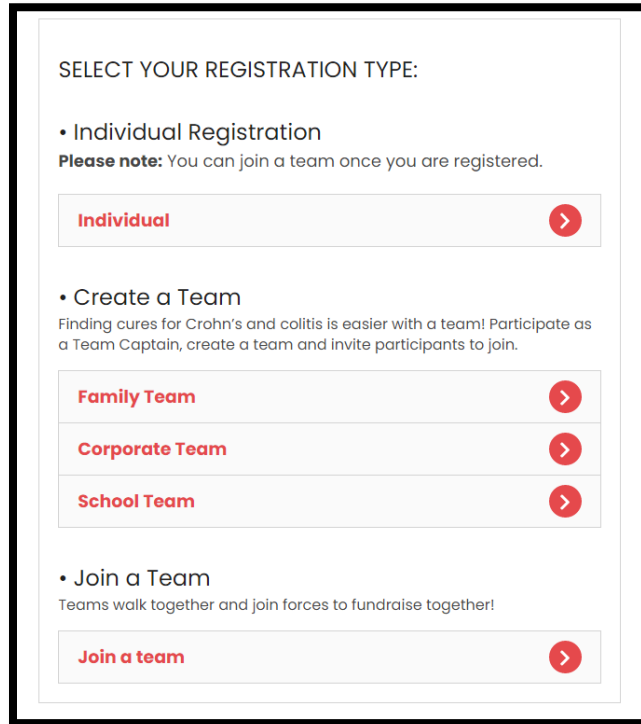


Step 2

3. Choose from the three types of registration: Create a Team (Family Team, Corporate Team or School Team), Join a Team, or Individual Registration. Click on the red arrow next to your selection.

Together as one

we walk to stop Crohn's and colitis.

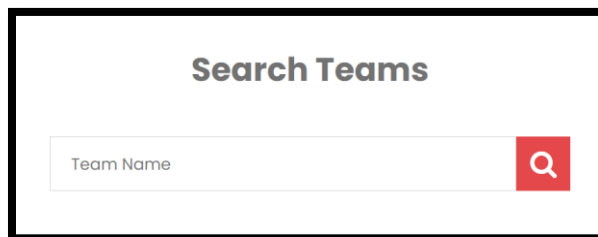


SELECT YOUR REGISTRATION TYPE:

- Individual Registration
Please note: You can join a team once you are registered.
[Individual](#)
- Create a Team
Finding cures for Crohn's and colitis is easier with a team! Participate as a Team Captain, create a team and invite participants to join.
[Family Team](#)
[Corporate Team](#)
[School Team](#)
- Join a Team
Teams walk together and join forces to fundraise together!
[Join a team](#)

Step 3

4. If registering as a Team Member, search for the team you would like to join under Search Teams.



Search Teams

Team Name

Step 4

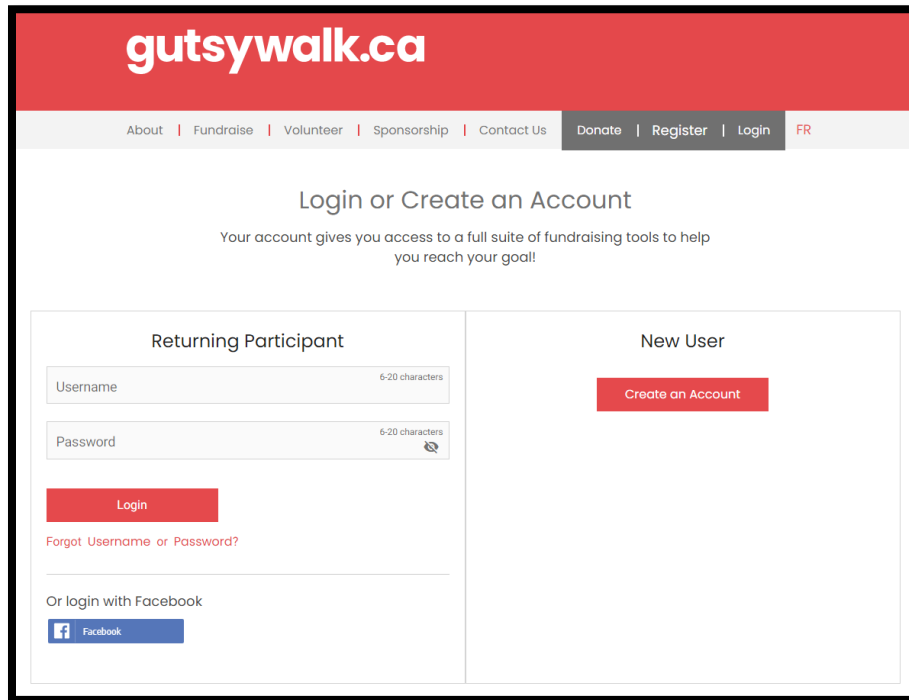
5. If you are a returning participant, enter the username and password from your previous account and click Login. If you are a new user, click on Create an

Together as one

we walk to stop Crohn's and colitis.

Account.

NOTE: If you have forgotten your username or password, click on Forgot Username or Forgot Password and follow the prompts accordingly.



The screenshot shows the website header with the logo 'gutsywalk.ca' and navigation links: About, Fundraise, Volunteer, Sponsorship, Contact Us, Donate, Register, Login, and FR. The main heading is 'Login or Create an Account' with a sub-heading: 'Your account gives you access to a full suite of fundraising tools to help you reach your goal!'. There are two columns: 'Returning Participant' and 'New User'. The 'Returning Participant' column has fields for Username (6-20 characters) and Password (6-20 characters), a 'Login' button, a link for 'Forgot Username or Password?', and a 'Facebook' login option. The 'New User' column has a red 'Create an Account' button.

Step 5

- 6.** Complete the waiver by reading and accepting the terms listed and click Continue.

Together as one

we walk to stop Crohn's and colitis.

Please Accept Waiver

Waiver

Please read the following waiver and accept the terms and conditions.

In consideration for participation in the 2023 Gutsy Walk ("Walk"), I waive and release any and all claims that I and/or my heirs, executors, administrators, agents, insurers, assigns and other legal representatives have or may have against Crohn's and Colitis Canada and its administrators, trustees, officers, directors, agents, employees, volunteers, successors, affiliates, sponsors and other legal representatives, both present and future for any accident, injury, illness, death or other claim, in law or equity, which may result, directly or indirectly, from my participation in the Walk. I permit the use

I Accept

[Back](#) [Continue](#)

Step 6

7. Complete the contact information form. If you're a New User, create a username and password.


TIP: Aim high with your fundraising goal! Default goals included in the registration process are **suggested** goals.

Together as one

we walk to stop Crohn's and colitis.

Your Information

Connect your Facebook account for quicker registration & login

 Facebook

Account Information

Username	6-20 characters
Password	8-20 characters
Your Fundraising Goal	Suggested Goal \$150.00

Personal Information

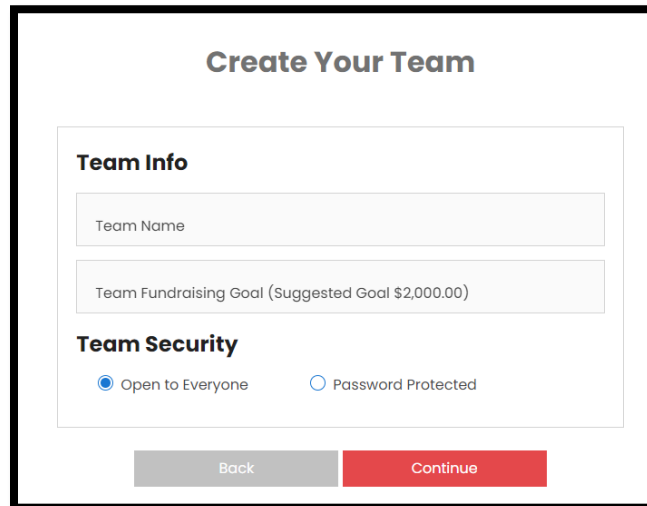
Step 7

8. If registering as a Team Captain, enter your team name and team fundraising goal.

NOTE: The participant who registers the team will by default be the designated captain. To make any changes, please contact us at gutsywalk@crohnsandcolitis.ca

Together as one

we walk to stop Crohn's and colitis.



The screenshot shows a web form titled "Create Your Team". It is divided into two main sections: "Team Info" and "Team Security".

- Team Info:** Contains two input fields: "Team Name" and "Team Fundraising Goal (Suggested Goal \$2,000.00)".
- Team Security:** Contains two radio button options: "Open to Everyone" (which is selected) and "Password Protected".

At the bottom of the form are two buttons: "Back" (grey) and "Continue" (red).

Step 8

- 9.** You will be asked to donate during registration. If registering a team, this donation will count towards your **individual** fundraising total. Click Continue if you'd like to proceed without donating at this time.

TIP: Make a personal pledge and jumpstart your fundraising! Friends will see how committed you are! Plus, you'll earn a special badge in the participant centre!

Together as one

we walk to stop Crohn's and colitis.

Payment Details

You can click continue to skip this step

Donation

Donations of 15 (CAD) or greater will automatically receive an electronic tax receipt

(This amount will be applied towards your fundraising goal)

Payment Information

Credit Card PayPal

 optional
 optional

Step 9

- 10.** Review your registration information. To make any changes, click on Edit. If everything looks good, select Continue.

You're Almost Done!

Review & Submit Information

Your Information

Name:	Jane Smith
E-mail:	janesmith@email.ca
Country:	Canada
Address:	150 Main Street
City:	City
Province / State:	Ontario
Postal Code / ZIP:	Z1Z 1Z1
Phone:	555-555-5555
Username:	janesmith123

Step 10

Together as one

we walk to stop Crohn's and colitis.

- 11.** Congratulations! You are now registered for the Gutsy Walk! Click on Start Fundraising Now to be directed to your participant centre.

Additionally, a confirmation email will be sent to the email address provided during the registration process. The hyperlinks included in the confirmation email will also direct you to your participant centre.